

Report Retrieval Registration Process

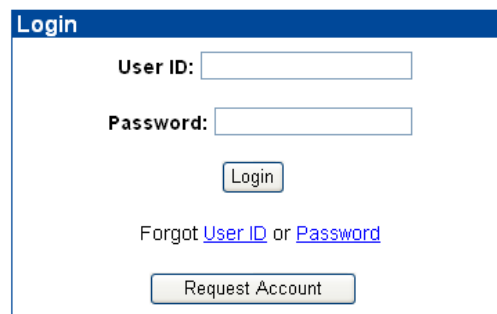
To verify that you requested an account and to test the email address you supplied, a confirmation email will be sent to you with your temporary password.

Congratulations! Once you receive that email, you can use the User ID that you requested and the temporary one-time password in the confirmation email to log into the site, as follows:

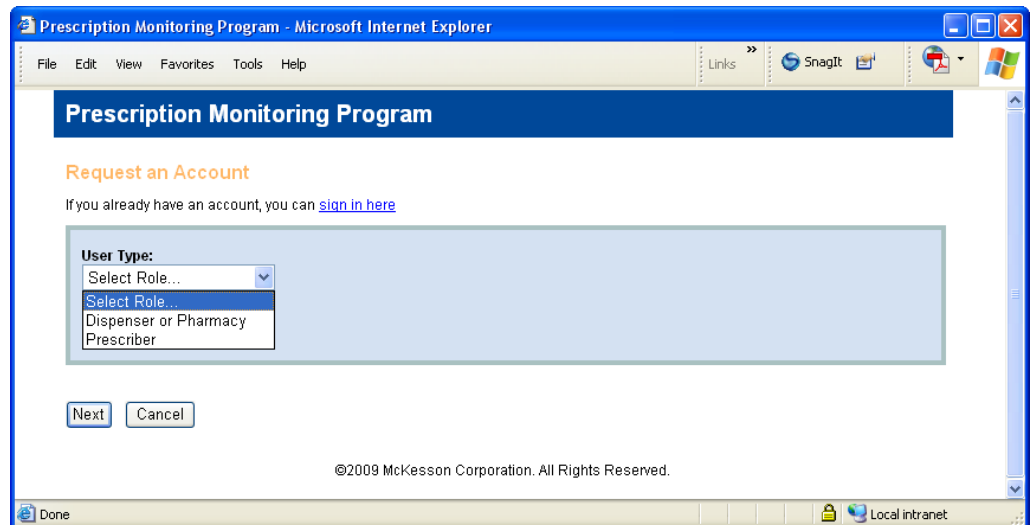
1. Using your Web browser (Internet Explorer 6), go to this Internet site:

<https://rpt.pmp.relayhealth.com/ak/>

2. The site Login window displays. Select the **Request Account** button.



3. Select the User Type from the drop-down on the Request Account screen.
 - Pharmacy or Dispenser
 - Prescriber



4. If you are a Dispenser or Pharmacy enter the Facility DEA # and NPI.
OR
If you are a Prescriber enter the Prescriber DEA # and NPI.

Request an Account

If you already have an account, you can [sign in here](#)

User Type:
Dispenser or Pharmacy ▾

Facility DEA#:

NPI (if unknown leave blank):

Request an Account

If you already have an account, you can [sign in here](#)

User Type:
Prescriber ▾

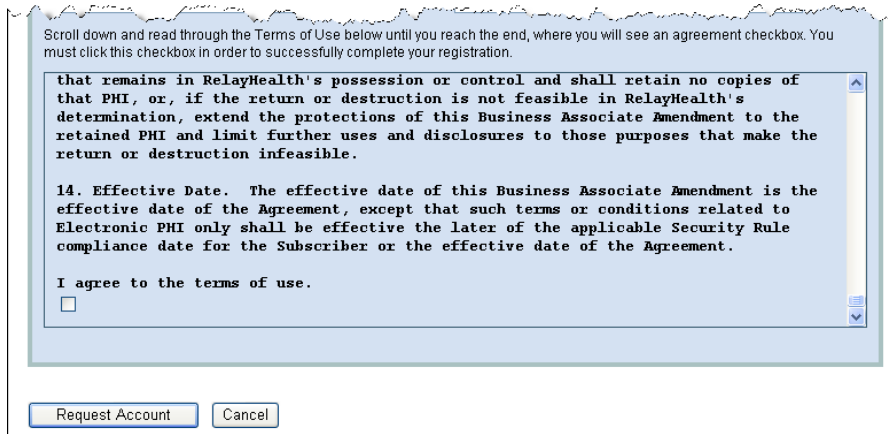
Prescriber DEA#:

NPI (if unknown leave blank):

5. Click **Next**. Account Setup form displays.

Note. If the facility or prescriber DEA number that you enter is already registered or is not found in the expected DEA list, an error message displays. If you typed the number incorrectly, please reenter it. Otherwise, call RelayHealth AK PDMP Customer Care at 1-800-892-0333 for assistance in creating your account.

8. Scroll down and read through the **Terms of Use** until you reach the end and click the checkbox.



Scroll down and read through the Terms of Use below until you reach the end, where you will see an agreement checkbox. You must click this checkbox in order to successfully complete your registration.

that remains in RelayHealth's possession or control and shall retain no copies of that PHI, or, if the return or destruction is not feasible in RelayHealth's determination, extend the protections of this Business Associate Amendment to the retained PHI and limit further uses and disclosures to those purposes that make the return or destruction infeasible.

14. Effective Date. The effective date of this Business Associate Amendment is the effective date of the Agreement, except that such terms or conditions related to Electronic PHI only shall be effective the later of the applicable Security Rule compliance date for the Subscriber or the effective date of the Agreement.

I agree to the terms of use.

9. Click **Request Account** to submit the form.

Your registration request has been submitted. Upon account approval a temporary password will be emailed. You will need to use this email to complete the registration process, as described next.

Using the Automatic Email to Complete Registration

To verify that you requested an account and to test the email address you supplied, a confirmation email will be sent to you with your temporary password.

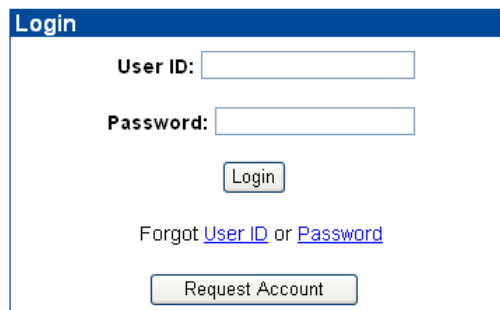
Congratulations! Once you receive that email, you can use the User ID that you requested and the temporary one-time password in the confirmation email to log into the site, as follows:

1. Using your Web browser (Internet Explorer 6), go to this Internet site:

<https://rpt.pmp.relayhealth.com/ak/>

2. The site Login window displays. Enter the User ID that you requested and the temporary one-time password in the confirmation email and select the **Login** button.

***Note.** You may find it easiest to copy the password from the email and paste it into the Password field in the Login screen. If you do this, be careful to ensure that you select the entire password but **not** the blank space after it. Then, copy the password (shortcut is **Ctrl-C**), click in the Password field in the Login screen, and paste it there (shortcut is **Ctrl-V**).*



Login

User ID:

Password:

Login

Forgot [User ID](#) or [Password](#)

Request Account